

# qja EQUATION

# GIA Equation

**Our expertise** Working with leading architects and developers in the industry, GIA Equation has extensive experience of the following sectors:

- Commercial & offices
- Residential
- Hotels & spas
- Restaurants & bars
- Regeneration
- Transport
- Historic
- Cultural
- Landscape & exterior
- Shopping centres
- Shops & boutiques

**Our approach** Light is a fundamental – without it we cannot function, nor even exist. It also has the capacity to produce great beauty and enrich lives. At GIA Equation our goal is to use light to enhance the spaces and buildings in which people live and work. We know it is a central component of responsive, attractive and high quality energy efficient buildings. It is this which fuels our passion. Put simply, our fascination for light is endless.



## commercial and offices

We dedicate a large portion of our lives to work so the environment in which we spend this time is important. We use light to create responsive and positive workplaces that enhance the experience of those within them. This is not just about illumination but about creating comfortable and inspiring spaces which also optimise the 'green' benefits achievable with current lighting technology.

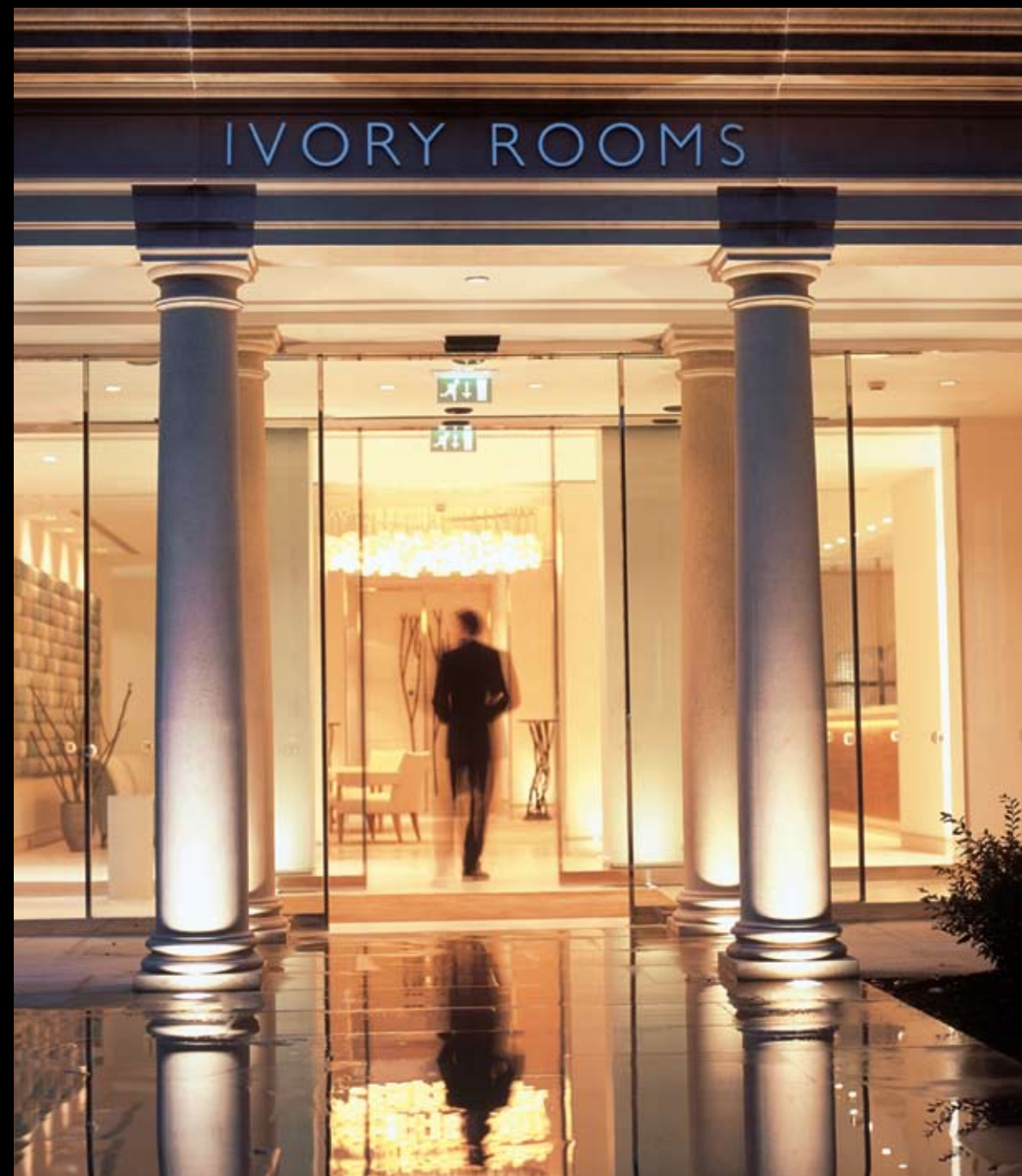




## residential

Our aim is to help clients realise the potential of their most private and personal buildings. There are very few rules here. The key to residential work is to understand what a client needs and how they live and work at home.

## hotels and spas

These are places of escape – relaxing environments in which to retreat from the world. Accurate and precise lighting plays a pivotal role in achieving the right mood and atmosphere here. Light brings a unique ability to change scenes, each of which creates a different look and ambience to diversify the functions of that space.





## restaurants and bars

There is little better than the combination of good food with great company. These spaces invite some of the most theatrical applications of light and are exciting spaces to design. Light is used to alter the environment in response to time, use and occasion.



## regeneration

When the sun goes down urban life continues, with leisure activities of every variety now running through the hours of darkness. The transformation of an urban nightscape to a safe, active, vibrant and economically viable area is one of the most rewarding aspects of our work.



## transport

The experience of travelling is what should be considered here, and our role is to make it as easy and enjoyable as possible. Skilful use of light is essential for route finding and will improve the quality of the environment for the comfort of those passing through it.



## historic

The world's historic building stock represents some of our most dramatic architecture. Using light to breathe life back into a building of historic significance brings a huge sense of satisfaction. This light should be sensitively applied and responsive to the structure's use and the nature and quality of the building fabric.

## cultural

Cultural buildings often carry a wide brief. This can incorporate everything from the 'grand statement' - reinforcing a dramatic sense of occasion - to enhancing the personal enjoyment of a play, a gallery or an exhibition. Bringing these elements together within a maintainable, energy efficient package is what lighting design is all about.





## landscape and exterior

Light on building exteriors and external spaces can extend the narrative and experience beyond the interior to achieve dramatic effect and a unique identity. Such lighting solutions need to work within current recommended practice for both light pollution and energy efficiency.





## shopping centres

Shopping is not just a purchase; it is a whole experience. Light plays a central role in creating an environment which encourages people to stay longer and buy more. Solutions for these spaces must be easy to maintain and inexpensive to operate.

## shops and boutiques

The key requirements of a retail space are to attract and entice. Light enhances the feeling of quality in a shop and can be further used to accent specific product displays or zones in order to tempt customers and create an uplifting mood.





## recent projects

Al-Faisaliah Centre, Riyadh	Foster + Partners
Ballingdon Bridge, Suffolk	Brookes Stacey Randall
Bath House, London	Kohn Pedersen Fox
BBC White City, London	Allies & Morrison
BMW, Leipzig	Zaha Hadid
Caxton Hall, London	Lifschutz Davidson Sandilands
Carlisle Bay, Antigua	Fox Linton
Central Library, Tripoli	Hamiltons
City Inn, London	Bennetts Associates
Condé Nast, London	Future Systems
Contemporary Arts Centre, Rome	Zaha Hadid
Dublin Central	Dublin Central Architects
Frognaal, London	Fox Linton
Gloucester Docks	Gillespies
Harvey Nichols restaurants & bars (various cities)	Lifschutz Davidson Sandilands
HBSC, Canary Wharf, London	Foster + Partners
Helix Theatre, Dublin	A&D Wejchert & Partners Architects
Hodson Bay, Athlone	Brian O'Halloran & Associates
The Johnson Building, London	Allford Hall Monaghan Morris
King's Cross Station Enhancement, London	John McAslan + Partners
La Rinascente, Milan	Lifschutz Davidson Sandilands
Lime Street, London	Foster + Partners
Little Venice, London	City & Provincial Securities
Merrill Lynch Headquarters, London	Swanke Hayden Connell Architects
Monsoon (various cities)	Project Orange
More London Bridge	Foster + Partners
Natural History Museum, London	Ian Ritchie Architects
New Court, St Swithin's Lane, London	Office for Metropolitan Architecture
Oxford Castle	ADP & Dixon Jones
Oxo Tower, London	Lifschutz Davidson Sandilands
Paramount Restaurant, Centrepont, London	Mark Way Architects and Tom Dixon
180 Piraeus, Athens	Conran & Partners
National College for School Leadership, Nottingham	Hopkins Architects
Royal Victoria Dock Footbridge, London	Lifschutz Davidson Sandilands
South Farm, East Anglia	Feilden Clegg Bradley Studios
Angel Building, London	Allford Hall Monaghan Morris
The Aviator, Farnborough	Hamiltons
The Grove, Hertfordshire	Fox Linton
The Lowry Centre, Salford	Michael Wilford & Partners
The Ondaatje Wing, The National Portrait Gallery, London	Dixon Jones
The Royal Institution of Great Britain, London	Terry Farrell & Co
The Sage, Gateshead	Foster + Partners
Shadwell DLR, London	Bere Architects
Spinnaker Tower, Portsmouth	Hedley Greentree Partnership
Whitewater, Dublin	Benoy / Henry J Lyons and Partners
Regent Esplanade, Zagreb	MKV Design
Zaryadye Project, Moscow	Foster + Partners

## architect / designer

## about

GIA Equation is an international lighting design practice established by the merger of Equation Lighting Design and GIA Lighting in 2008. This combines the strengths and flair of both companies to make it one of the largest consultancies in the UK.

## contact

If you would like any further information, please do not hesitate to get in touch.

T 020 7202 1440  
info@giaequation.co.uk  
www.giaequation.co.uk

““

*Our simple aspiration is to set  
a new standard of excellence,  
providing the best and most  
creative lighting design  
solutions for architecture.*

Mark Hensman  
Managing Director

The Whitehouse  
Belvedere Road  
London SE1 8GA

T 020 7202 1440  
F 020 7202 1401

[info@giaequation.co.uk](mailto:info@giaequation.co.uk)  
[www.giaequation.co.uk](http://www.giaequation.co.uk)